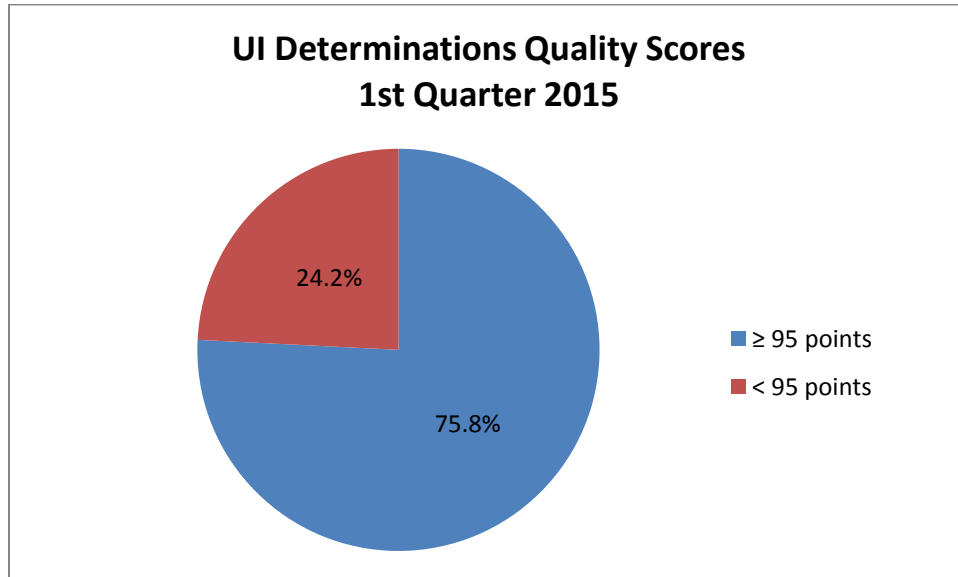


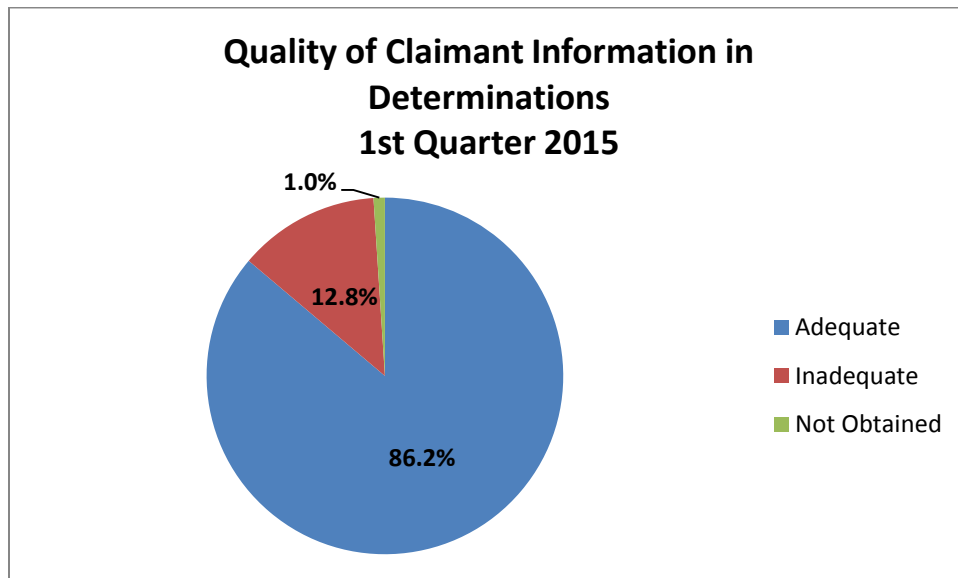
Unemployment Insurance (UI) Nonmonetary Determinations

1st Quarter of 2015

Quality

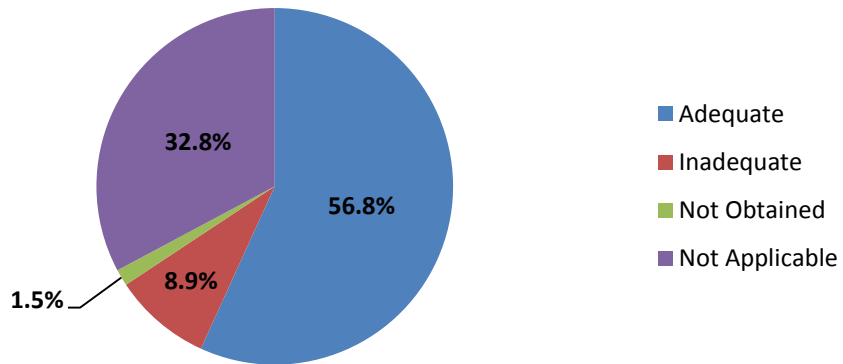


In the 1st quarter of 2015, 75.8% of the nonmonetary determinations sampled and reviewed for quality passed validation with 95 or more points out of 100, and 24.2% failed validation.



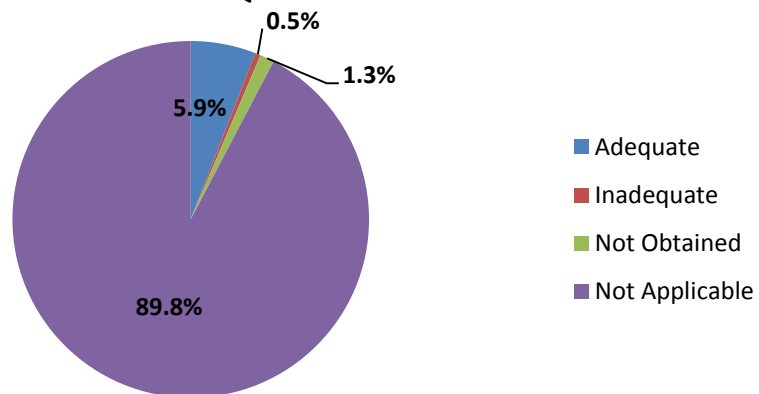
In the 1st quarter of 2015, the quality of claimant information was adequate for 86.2% of the nonmonetary determinations sampled and reviewed.

Quality of Employer Information in Determinations 1st Quarter 2015

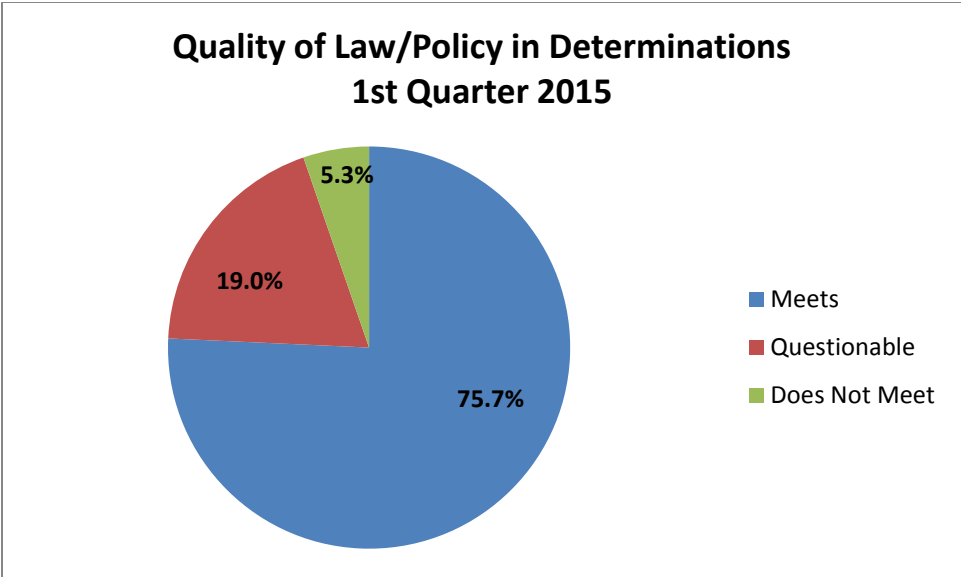


In the 1st quarter of 2015, the quality of the employer information was adequate for 56.8% of the nonmonetary determinations sampled and reviewed.

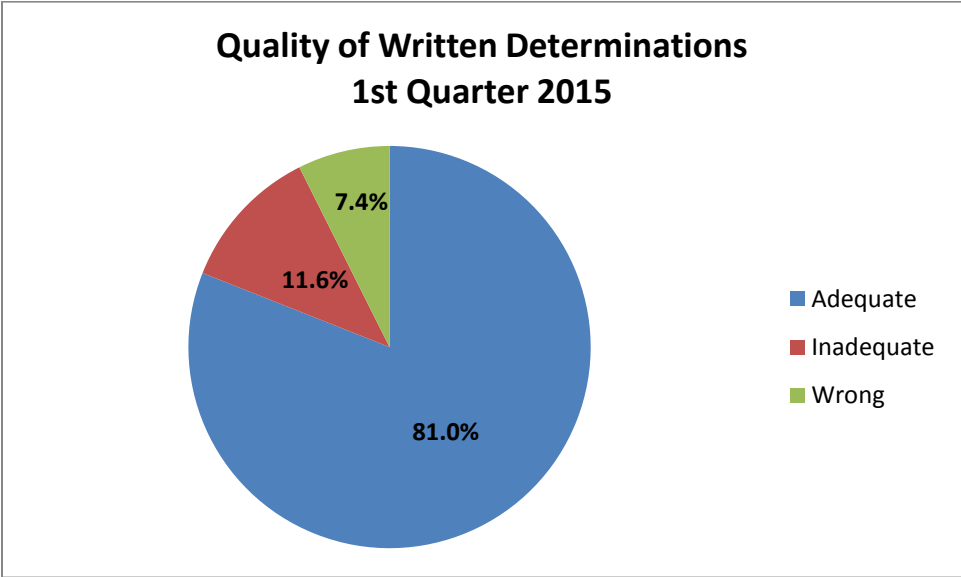
Quality of Information/Facts from Others in Determinations 1st Quarter 2015



In the 1st quarter of 2015, the quality of the information and facts obtained from others (for example labor unions, private employment agencies, employer representatives) was adequate for 5.9% of the nonmonetary determinations sampled and reviewed.



In the 1st quarter of 2015, the quality reviews concluded that 75.7% of the nonmonetary determinations sampled met the standards for the application of law and policy. According to ET Handbook 301, *UI Performs: Benefits Timeliness and Quality Nonmonetary Determinations Quality Review*, a nonmonetary determination meets the standard if “all relevant and critical facts were obtained or a reasonable attempt was made to obtain them and the nonmonetary determination is clearly correct.”



In the 1st quarter of 2015, the quality of the written determination was adequate for 81.0% of the nonmonetary determinations sampled and reviewed.

For detailed data on nonmonetary determinations quality for each state for the 1st quarter of 2015, click on the following link:

[UI Determinations Quality 1st Quarter 2015](#)